



### District Report Card: 2017


<b>State:</b> Kerala	<b>District:</b> Kollam
<b>Class:</b> 8	<b>Subject:</b> Mathematics
<b>Schools:</b> 51	<b>Students:</b> 1307


### Participation/Coverage


#### Students

<b>GENDER</b> 	Boys		Girls	
	Number	%	Number	%
	659	50.42	648	49.58

<b>AREA</b> 	Rural		Urban	
	Number	%	Number	%
	953	72.92	354	27.08

<b>CATEGORY</b> 	SC		ST		OBC		GEN	
	Number	%	Number	%	Number	%	Number	%
	209	15.99	20	1.53	737	56.39	341	26.09

<b>CWSN</b> 	LD	VI	HI	S&LD	ID	Oth
	1	3	0	0	8	2

<b>Management</b> 	Government		Government-aided	
	Number	%	Number	%
	473	36.19	834	63.81

### Average Performance of Students in Mathematics (%)

Overall	Gender		Area		Management		Social Group			
	Male	Female	Rural	Urban	Govt.	Aided	SC	ST	OBC	GEN
54.65	55.55	53.73	56.13	50.66	54.80	54.56	51.61	49.33	54.79	56.52

## Performance on Learning Outcomes (LOs)

Learning Outcomes	Description	Average Performance(%)
M601	Solves problems involving large numbers by applying appropriate operations	61.29
M606	Solves problems on daily life situations involving addition and subtraction of fractions / decimals	55.30
M620	Finds out the perimeter and area of rectangular objects in the surroundings like floor of the class room, surfaces of a chalk box etc.	55.82
M621	Arranges given/collected information in the form of table, pictograph and bar graph and interprets them	49.00
M702	Interprets the division and multiplication of fractions	53.71
M705	Solves problems related to daily life situations involving rational numbers	55.39
M706	Uses exponential form of numbers to simplify problems involving multiplication and division of large numbers	49.24
M707	Adds/subtracts algebraic expressions	51.42
M710	Solves problems related to conversion of percentage to fraction and decimal and vice versa	54.88
M717	Finds out approximate area of closed shapes by using unit square grid/graph sheet	55.30
M719	Finds various representative values for simple data from her/his daily life contexts like mean, median and mode	60.06
M721	Interprets data using bar graph	66.62
M801	Generalizes properties of addition, subtraction, multiplication and division of rational numbers through patterns	46.19
M802	Finds rational numbers between two given rational numbers	54.73
M803	Proves divisibility rules of 2, 3,4, 5, 6, 9 and 11	32.87
M804	Finds squares, cubes, square roots and cube roots of numbers using different methods	51.22
M808	Uses various algebraic identities in solving problems of daily life	55.64
M812	Verifies properties of parallelogram and establishes the relationship between them through reasoning	59.55
M818	Finds surface area and volume of cuboidal and cylindrical object	54.12
M819	Draws and interprets bar charts and pie charts	52.87

Range of Performance of Students who Answered Correctly							
Below 30%		30% - 50%		50% - 75%		Above 75%	
Number	%	Number	%	Number	%	Number	%
155	11.86	412	31.52	516	39.48	224	17.14

## Lowest Performing Learning Outcomes (LOs)

1 - Proves divisibility rules of 2, 3,4, 5, 6, 9 and 11 (32.87)

2 - Generalizes properties of addition, subtraction, multiplication and division of rational numbers through patterns (46.19)

3 - Arranges given/collected information in the form of table, pictograph and bar graph and interprets them (49.00)

- 4 - Uses exponential form of numbers to simplify problems involving multiplication and division of large numbers (49.24)
- 5 - Finds squares, cubes, square roots and cube roots of numbers using different methods (51.22)